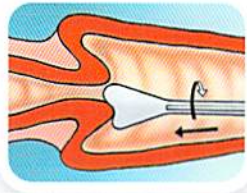


Quick Reference Guide

Endocervical Brush/Spatula Protocol



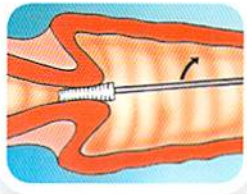
Obtain...

an adequate sampling from the ectocervix using a plastic spatula. If desired, use lukewarm water to warm and lubricate the speculum. Water-soluble gel lubricant sparingly applied to the posterior blade of the speculum can be used if necessary.¹ Select contoured end of plastic spatula and rotate it 360 degrees around the entire exocervix while maintaining tight contact with exocervical surface.



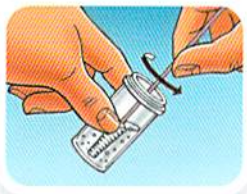
Rinse...

the spatula as quickly as possible into the PreservCyt® Solution vial by swirling the spatula vigorously in the vial 10 times. Discard the spatula.



Obtain...

an adequate sampling from the endocervix using an endocervical brush device. Insert the brush into the cervix until only the bottom-most fibers are exposed. Slowly rotate 1/4 or 1/2 turn in one direction. DO NOT OVER-ROTATE.



Rinse...

the brush as quickly as possible in the PreservCyt Solution by rotating the device in the solution 10 times while pushing against the PreservCyt vial wall. Swirl the brush vigorously to further release material. Discard the brush.



Tighten...

the cap so that the torque line on the cap passes the torque line on the vial.



Record...

the patient's name and ID number on the vial.

Record...

the patient information and medical history on the cytology requisition form.

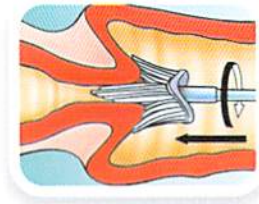


Place...

the vial and requisition in a specimen bag for transport to the laboratory.

Quick Reference Guide

Broom-Like Device Protocol



Obtain...

an adequate sampling from the cervix using a broom-like device. If desired, use lukewarm water to warm and lubricate the speculum. Water-soluble gel lubricant sparingly applied to the posterior blade of the speculum can be used if necessary.¹ Insert the central bristles of the broom into the endocervical canal deep enough to allow the shorter bristles to fully contact the ectocervix. Push gently, and rotate the broom in a clockwise direction five times.



Rinse...

the broom as quickly as possible into the PreservCyt® Solution vial by pushing the broom into the bottom of the vial 10 times, forcing the bristles apart. As a final step, swirl the broom vigorously to further release material. Discard the collection device.



Tighten...

the cap so that the torque line on the cap passes the torque line on the vial.



Record...

the patient's name and ID number on the vial.

Record...

the patient information and medical history on the cytology requisition form.



Place...

the vial and requisition in a specimen bag for transport to the laboratory.

www.thinprep.com

1. Cervicovaginal Cytology Based on the Papanicolaou Technique; Approved Guideline – Third Edition (Clinical and Laboratory Standards Institute GP15-A3).

United States / Latin America

250 Campus Drive
Marlborough, MA 01752 USA
Tel: +1.508.263.2900
Fax: +1.508.229.2795
www.hologic.com